


Zveneče kocke

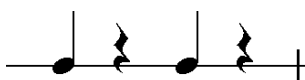
ritmične vaje



1. Pod kvadrate zapiši ustrezno notno vrednost (kvadratek predstavlja četrtniko).

PRIMERI

1	2	3	4
---	---	---	---



PRIMER

1	2	3	4
---	---	---	---



1	2	3	4
---	---	---	---

1	2	3	4
---	---	---	---

1	2	3	4
---	---	---	---

1	2	3	4
---	---	---	---

2. Ustrezno pobarvaj.

1	2	3	4
---	---	---	---



1	2	3	4
---	---	---	---



1	2	3	4
---	---	---	---



1	2	3	4
---	---	---	---



1	2	3	4
---	---	---	---




1	2	3	4
---	---	---	---



3. Zapiši ustrezno notno vrednost (polovinke ter polovinske pavze)

PRIMER

1	2	3	4
---	---	---	---



1	2	3	4
---	---	---	---


1	2	3	4
---	---	---	---

Ustrezno pobarvaj.

1	2	3	4
---	---	---	---

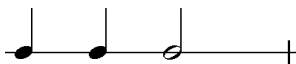




1	2	3	4
---	---	---	---




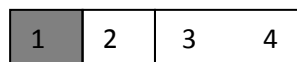
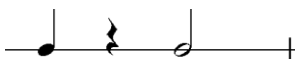
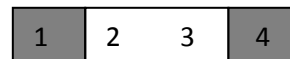
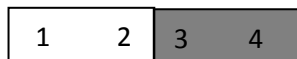
4. Zapiši ustrezno notno vrednost (četrтинke, polovinke)

PRIMER

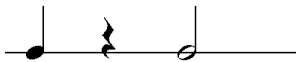
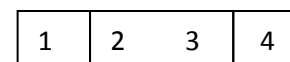


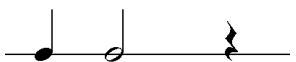




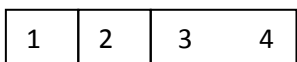
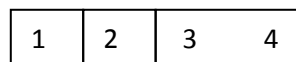


5. Zapiši ustrezno notno vrednost (četrтинke, polovinke ter pavze)



PRIMER



6. Ustrezno pobarvaj.




7. Ustrezno pobarvaj (celinke)




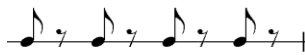


8. Napiši ustrezno notno vrednost (osminke).



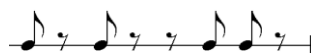
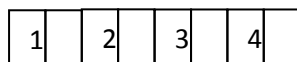

PRIMER



PRIMER




9. Ustrezno pobarvaj







10. Zapiši ustrezno notno vrednost (četrтинke, osminke)

PRIMER



PRIMER



11. Ustrezno pobarvaj

1	2	3	4
---	---	---	---

1	2	3	4
---	---	---	---

1	2	3	4
---	---	---	---

12. Pod kvadrate vpiši ustrezno notno vrednost (kvadratek predstavlja **osminko**).

1	2	3	4
---	---	---	---

1	2	3	4
---	---	---	---

1	2	3	4
---	---	---	---

1	2	3	4
---	---	---	---

1	2	3	4
---	---	---	---

1	2	3	4
---	---	---	---

13. *Dopolni notne vrednosti (kvadratek predstavlja **osminko**).

1	2	3	4
---	---	---	---

1	2	3	4
---	---	---	---

1	2	3	4
---	---	---	---

1	2	3	4
---	---	---	---

1	2	3	4
---	---	---	---

1	2	3	4
---	---	---	---

14. *Ustrezno pobarvaj kvadratke.

1		2	3	4
---	--	---	---	---

1		2		3		4
---	--	---	--	---	--	---


1	2	3	4
---	---	---	---



1	2	3	4
---	---	---	---

1	2	3	4
---	---	---	---

1	2	3	4
---	---	---	---



1	2	3	4
---	---	---	---

1	2	3	4
---	---	---	---

1	2	3	4
---	---	---	---

